


# Staining Dish & Slide Holder, 24 slides



IVD

**Bio SB**  
BIOSCIENCE FOR THE WORLD

www.biosb.com

## Summary and Explanation

The **Staining Dish and Slide Holder** for 24 slides are intended for easy handling of microscope slides to be used in histological, cytological, immunohistochemistry and in situ hybridization procedures. The polypropylene Staining Dish allows for the total immersion of regular 25mm x 75mm x 1mm microscope slides. Tight-fitting lid helps to contain solutions and eliminates evaporation.

The 24-Slide Slide Holder comes with detachable handle and it is used for easy handling of microscope slides. Both the **Staining Dish and Slide Holder** for 24 slides are autoclavable, can be used to handle slides for Heat-Induced Epitope Retrieval using the Bio SB **TintoRetriever Pressure Cooker (BSB 7008)** or the Bio SB **TintoRetriever PT Module (BSB 7030 for 110 V or BSB 7033 for 220 V)**, or for deparaffinization, H&E, IHC, CISH and FISH procedures using the **TintoDetector Capillary Gap System (BSB 7000)**

## Presentation

The Staining Dish and 24-Slide Slide Holder with detachable handle are made of high density polypropylene.

Product Name	Catalog No.	Number Provided
Staining Dish	BSB 7009	1
Slide Holder, 24 slides	BSB 7010	1

## Storage

Store at 20-25°C

## Stability

Stable at room temperature








## Precautions

1. Use caution when items are hot to prevent scalding and burns.
2. Do not place Staining Dish directly on heat source, as it may melt.
3. For professional users.
4. Avoid any contamination.

## Protocol

1. Cut and mount formalin-fixed paraffin-embedded tissues, frozen tissues or cells on microscope slides.
2. Mount up to 24 slides in the **Slide Holder**.
3. Immerse the **Slide Holder** in the **Staining Dish** containing the treating solution and incubate or treat as needed.
4. Place the Staining Dish on a trivet or similar stand for heat treatment.

## Symbol Key / Légende des symboles/Erläuterung der Symbole

	 Storage Temperature Limites de température Zulässiger Temperaturbereich	 Manufacturer Fabricant Hersteller	 Catalog Number Référence du catalogue Bestellnummer
 In Vitro Diagnostic Medical Device Dispositif médical de diagnostic in vitro In-Vitro-Diagnostikum	 Read Instructions for Use Consulter les instructions d'utilisation Gebrauchsanweisung beachten	 Expiration Date Utiliser jusque Verwendbar bis	 Lot Number Code du lot Chargenbezeichnung

**Bio SB**  
BIOSCIENCE FOR THE WORLD



69 Santa Felicia Dr., Santa Barbara, CA 93117, USA  
Tel. (805) 692-2768 | Tel. (800) 561-1145 | Fax. (805) 692-2769  
E-mail: sales@biosb.com | Website: www.biosb.com